

INTERNATIONAL LIBERTY HORSE ASSOCIATION

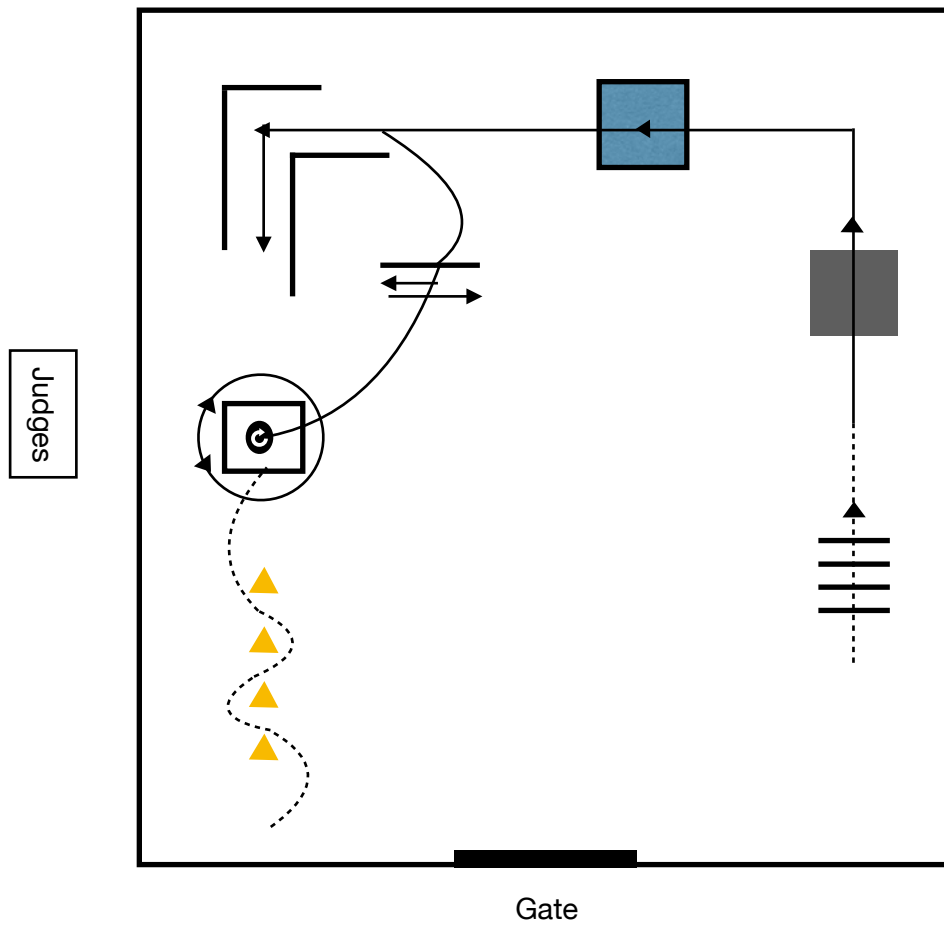
CLASS: Obstacles
LEVEL: Lead Line Novice
PATTERN: 1

NOTE: Pattern can be completed with horse either besides or following handler.

1. Trot horse over poles
2. Walk horse over bridge
3. Walk horse over tarp
4. Walk through L shaped poles and stop
5. Back through L shaped poles
6. Side pass right over poles
7. Side pass left over poles
8. Stop horse in pole square
9. Have horse do a full pivot turn inside the square. 1 turn each way
10. Walk 1 circle either direction (your choice) around horse while horse stays in square
11. Weave through cones at a trot
Exit arena











INTERNATIONAL LIBERTY HORSE ASSOCIATION

CLASS: Obstacles
LEVEL: Lead Line Novice
PATTERN: 1



INTERNATIONAL LIBERTY HORSE ASSOCIATION

LEGEND FOR PATTERNS

	Walk
	Trot
	Direction of Movement
	Trot Poles
	Bridge
	Tarp
	L
	Side pass each direction over pole
	Pole Square
	Cones