

INTERNATIONAL LIBERTY HORSE ASSOCIATION

CLASS: Minimal Movement Liberty

LEVEL: Distinguished

PATTERN: 1

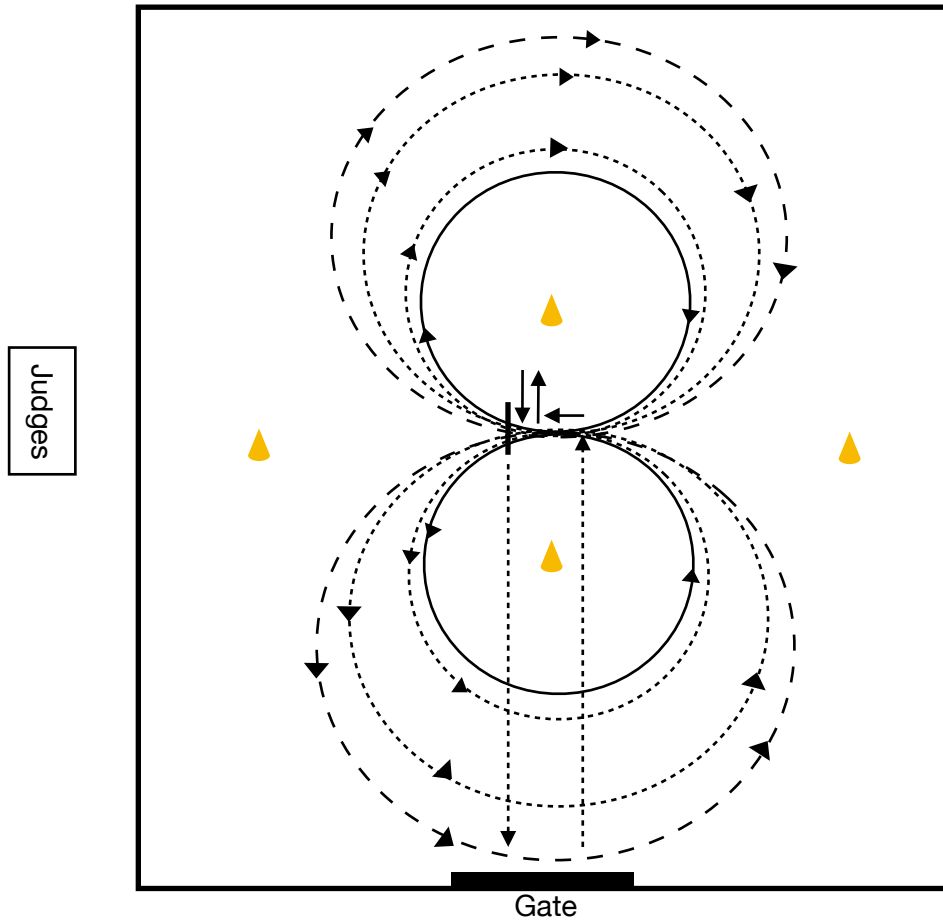
1. Walk to center of arena with horse at right shoulder.
2. Switch horse from right shoulder to left while walking.
3. Switch horse from left shoulder to right while walking.
4. Turn left to face judge.
5. Stop at center.
6. Walk 1 small circle to the left with horse traveling at right shoulder.
7. Switch horse from right shoulder to left through center.
8. Walk 1 small circle to the right with horse traveling at left shoulder.
9. Trot horse 2 small circles around handler to the right.
10. Trot horse 1 large circle around handler to the right.
11. Canter horse 1 large circle around handler to the right.
12. Stop at center.
13. Trot horse 2 small circles around handler to the left.
14. Trot horse 1 large circle around handler to the left.
15. Canter horse 1 large circle around handler to the left.
16. Stop at center.
17. Side pass horse 4 steps to the right.
18. Side pass horse 4 steps to the left.
19. Demonstrate a stop cue and walk away from horse.
20. Call horse to handler.
21. Exit arena at a walk.

INTERNATIONAL LIBERTY HORSE ASSOCIATION

CLASS: Minimal Movement Liberty

LEVEL: Distinguished

PATTERN: 1



INTERNATIONAL LIBERTY HORSE ASSOCIATION

CLASS: Minimal Movement Liberty

LEVEL: Distinguished

PATTERN: 2

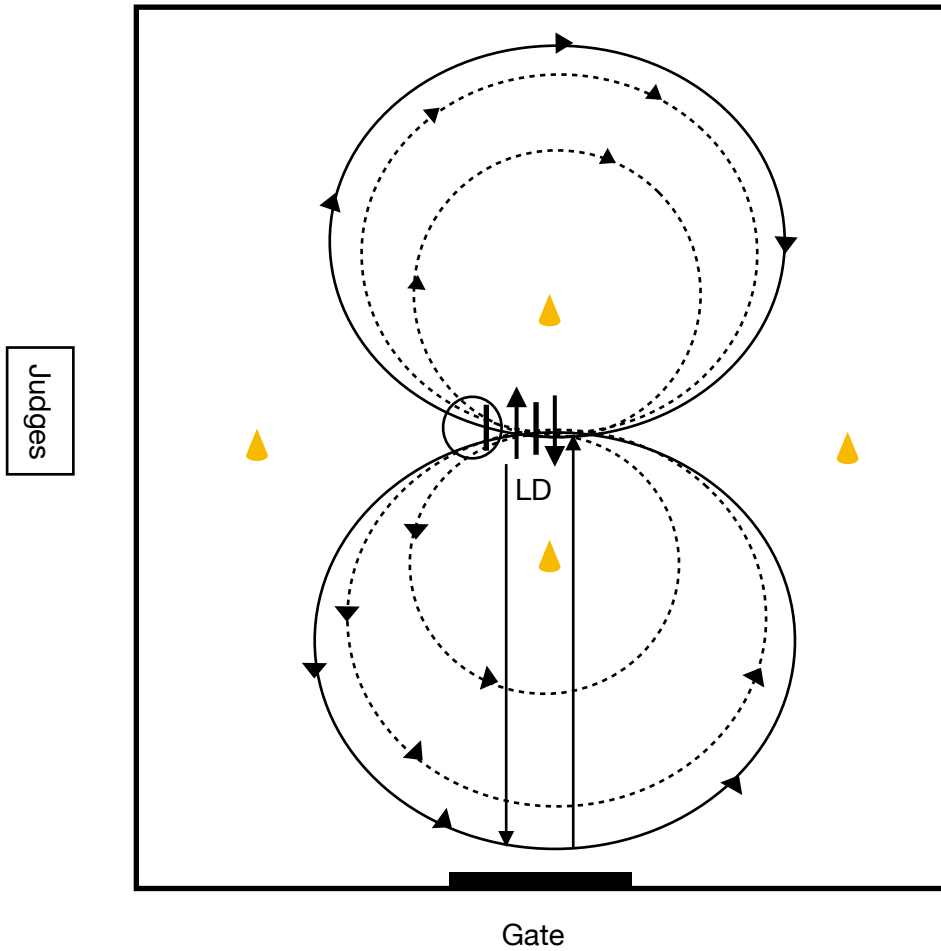
1. Walk to center of arena with horse at right shoulder.
2. Turn left to face judges.
3. Stop at center.
4. Side pass 6 steps to the left.
5. Side pass 6 steps to the right.
6. Walk 1 large circle to the right with horse traveling at right shoulder.
7. Walk 1 large circle to the left with horse traveling at right shoulder.
8. Stop at center.
9. Pivot horse 90 degrees to the left on haunches or forehand.
10. Demonstrate a stop cue and walk 1 full circle around horse.
11. Pivot horse 90 degrees to the right on haunches or forehand.
12. Trot horse 2 small circles around handler to the left.
13. Trot horse 1 large circle around handler to the left.
14. Stop at center.
15. Lay horse down.
16. After 5 seconds, stand horse up.
17. Trot horse 2 small circles around handler to the right.
18. Trot horse 1 large circle around handler to the right.
19. Stop at center.
20. Walk away 10 steps.
21. Call horse to you.
22. Exit arena at a walk.

INTERNATIONAL LIBERTY HORSE ASSOCIATION

CLASS: Minimal Movement Liberty






LEVEL: Distinguished

PATTERN: 2



INTERNATIONAL LIBERTY HORSE ASSOCIATION

LEGEND FOR PATTERNS

	Walk
	Trot
	Canter
LD	Lay Down
	Stop
	Direction of Movement