

# INTERNATIONAL LIBERTY HORSE ASSOCIATION

**CLASS:** Liberty Horse

**LEVEL:** Intermediate

**PATTERN:**1

1. Trot to center with horse traveling at right shoulder.
2. Turn left to face judges.
3. Stop at center.
4. Trot 2 small circles to the left with horse traveling at right shoulder.
5. Change direction at center.
6. Trot 2 small circles to the right with horse traveling at right shoulder.
7. Stop at center.
8. Demonstrate a stop cue and walk 1 circle around horse either direction.
9. Trot horse 2 small circles around handler to the left.
10. Trot horse 2 large circles around handler to the left.
11. Change direction at center.
12. Trot horse 2 small circles around handler to the right.
13. Trot horse 2 large circles around handler to the right.
14. Stop at center.
15. Back 4 steps.

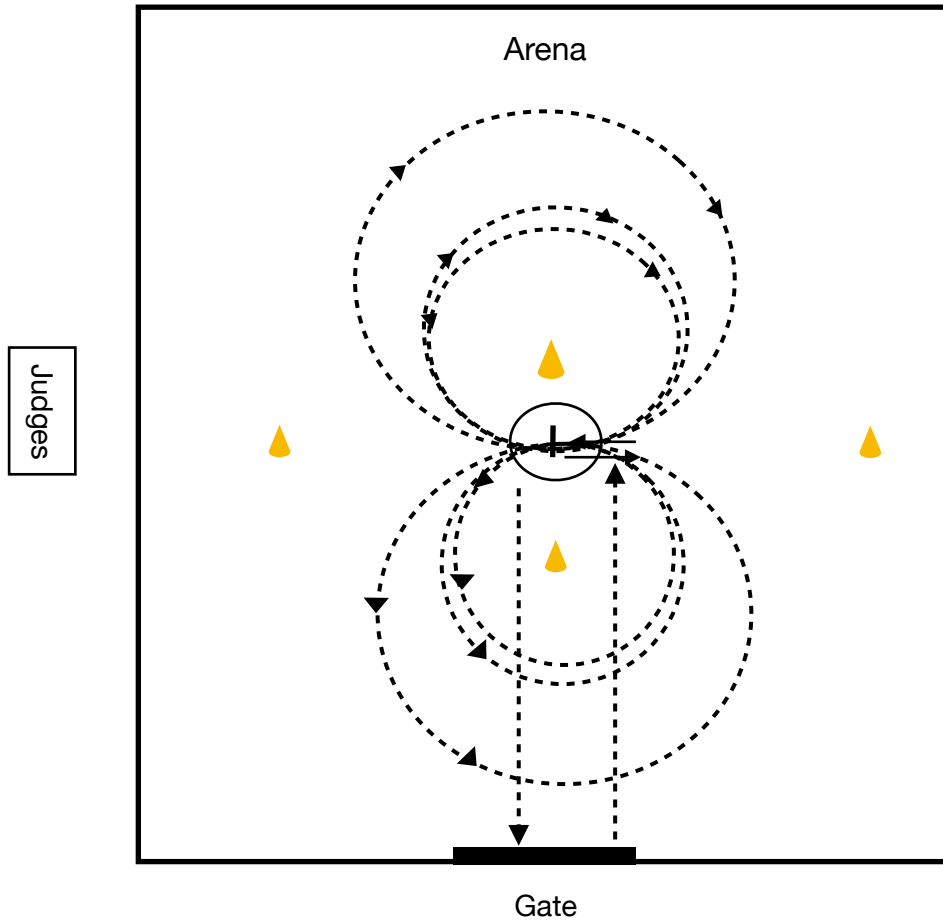
Exit arena

# INTERNATIONAL LIBERTY HORSE ASSOCIATION

**CLASS:** Liberty Horse

**LEVEL:** Intermediate

**PATTERN:** 1



# INTERNATIONAL LIBERTY HORSE ASSOCIATION

**CLASS:** Liberty Horse

**LEVEL:** Intermediate

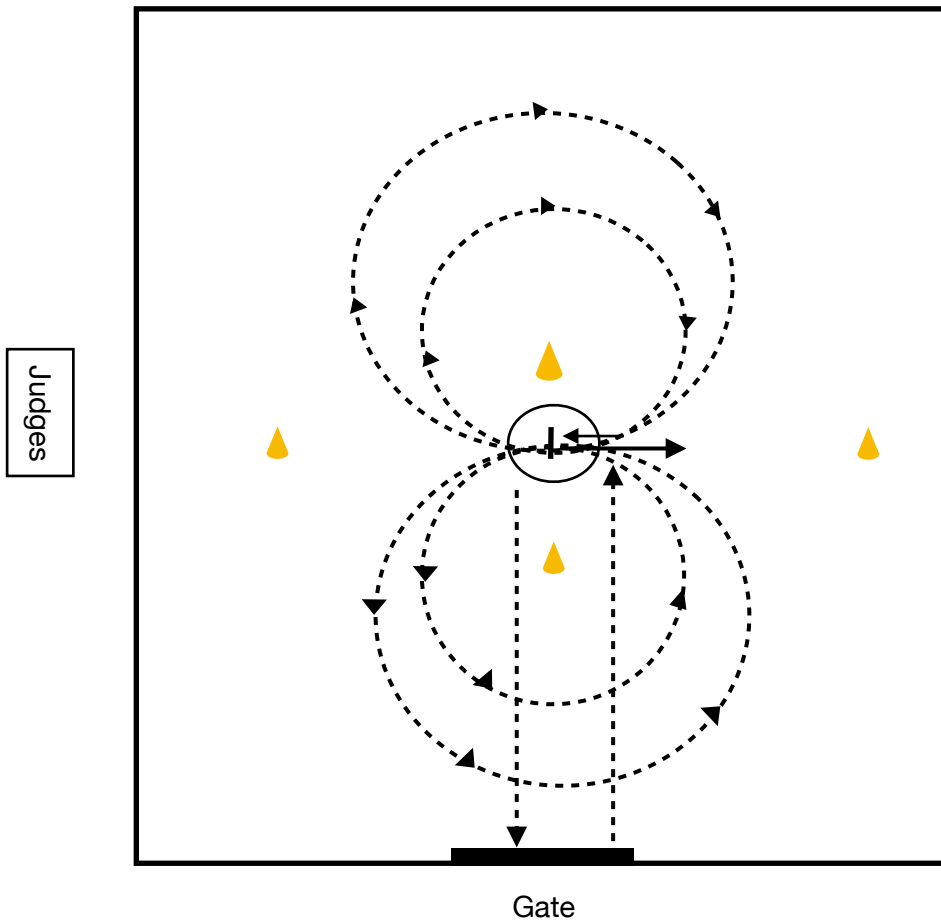
**PATTERN:** 2

1. Trot to center with horse traveling at right shoulder.
2. Turn left to face judges.
3. Stop at center.
4. Back 4 steps.
5. Trot 1 small circle to the right with horse traveling at right shoulder.
6. Change direction at center
7. Trot 1 small circle to the left with horse traveling at right shoulder.
8. Trot horse 1 small circle around handler to the left.
9. Trot horse 1 large circle around handler to the left.
10. Stop at center.
11. Demonstrate a stop cue and walk 1 ½ circles around horse either direction.
12. Trot horse 1 small circle around handler to the right.
13. Trot horse 1 large circle around handler to the right.
14. Stop at center.

Exit arena

# INTERNATIONAL LIBERTY HORSE ASSOCIATION

**CLASS:** Liberty Horse  
**LEVEL:** Intermediate  
**PATTERN:** 2



# INTERNATIONAL LIBERTY HORSE ASSOCIATION

**CLASS:** Liberty Horse

**LEVEL:** Intermediate

**PATTERN:** 3

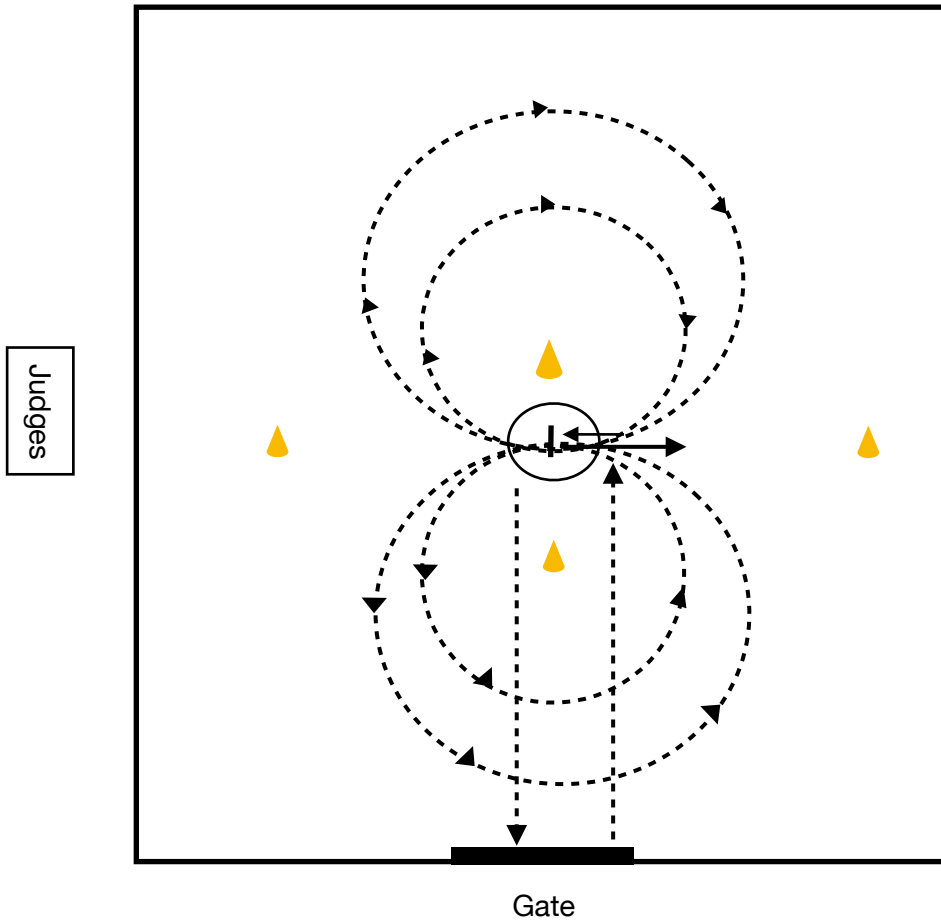
1. Trot to center with horse traveling at right shoulder.
2. Turn left to face judges.
3. Stop at center.
4. Trot 1 small circle to the right with horse traveling at right shoulder.
5. Change direction at center.
6. Trot 1 small circle to the left with horse traveling at right shoulder.
7. Stop at center.
8. Demonstrate a stop cue and walk 1 ½ circles around horse either direction.
9. Trot horse 3 small circles around handler to the right.
10. Trot horse 1 large circle around handler to the right.
11. Change direction at center.
12. Trot horse 3 small circles around handler to the left.
13. Trot horse 1 large circle around handler to the left.
14. Stop at center.
15. Back 4 steps.  
Exit arena

# INTERNATIONAL LIBERTY HORSE ASSOCIATION

**CLASS:** Liberty Horse

**LEVEL:** Intermediate

**PATTERN:** 3



# INTERNATIONAL LIBERTY HORSE ASSOCIATION

## LEGEND FOR PATTERNS

