

INTERNATIONAL LIBERTY HORSE ASSOCIATION

CLASS: Lead Line

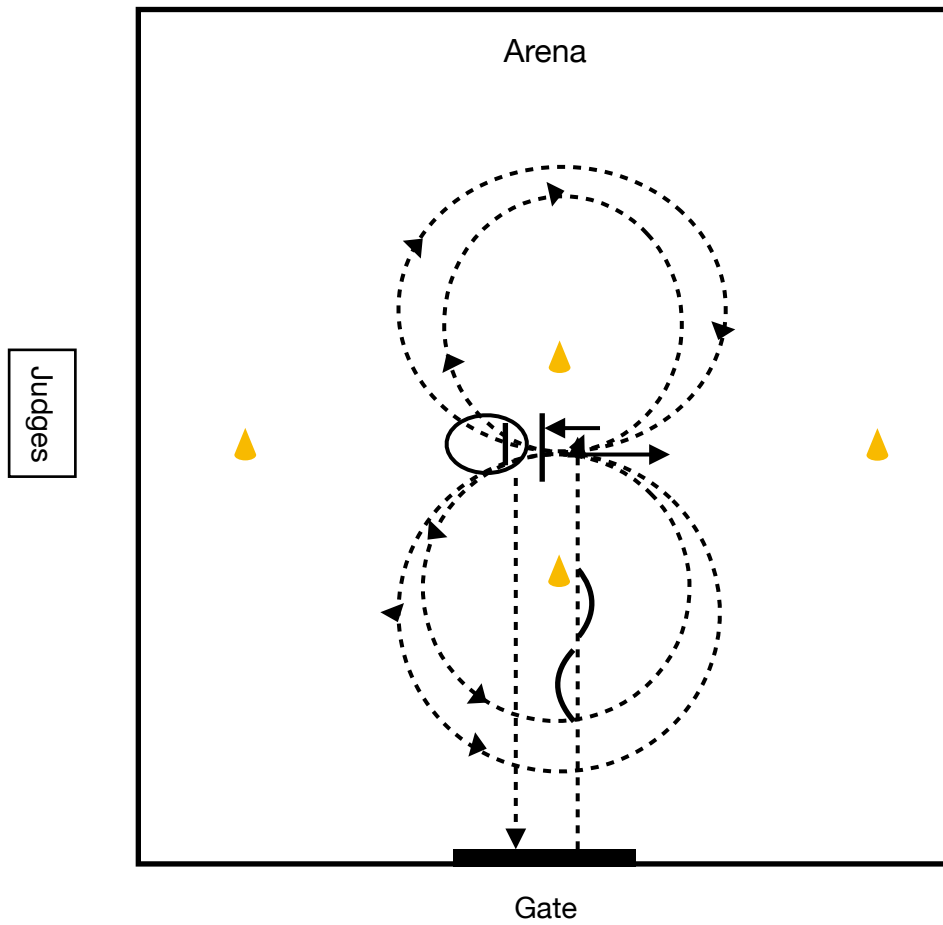
LEVEL: Intermediate

PATTERN: 1

1. Trot to center with horse traveling at right shoulder.
2. Switch horse from right shoulder, to left shoulder, to right shoulder while trotting.
3. Turn left to face judges.
4. Stop at center.
5. Trot 1 small circle to the left with horse traveling at right shoulder.
6. Trot horse 2 smalls circles around handler to the left.
7. Stop at center.
8. Move to horse's right side.
9. Trot 1 small circle to the right with horse traveling at left shoulder.
10. Trot horse 2 small circles around handler to the right.
11. Stop at center.
12. Demonstrate a stop cue and walk 1 ½ circle around horse either direction.
13. Trot a figure 8 with horse traveling at right shoulder.
14. Stop at center.
15. Back 4 steps.
Exit arena

INTERNATIONAL LIBERTY HORSE ASSOCIATION

CLASS: Lead Line
LEVEL: Intermediate
PATTERN: 1



INTERNATIONAL LIBERTY HORSE ASSOCIATION

CLASS: Lead Line

LEVEL: Intermediate

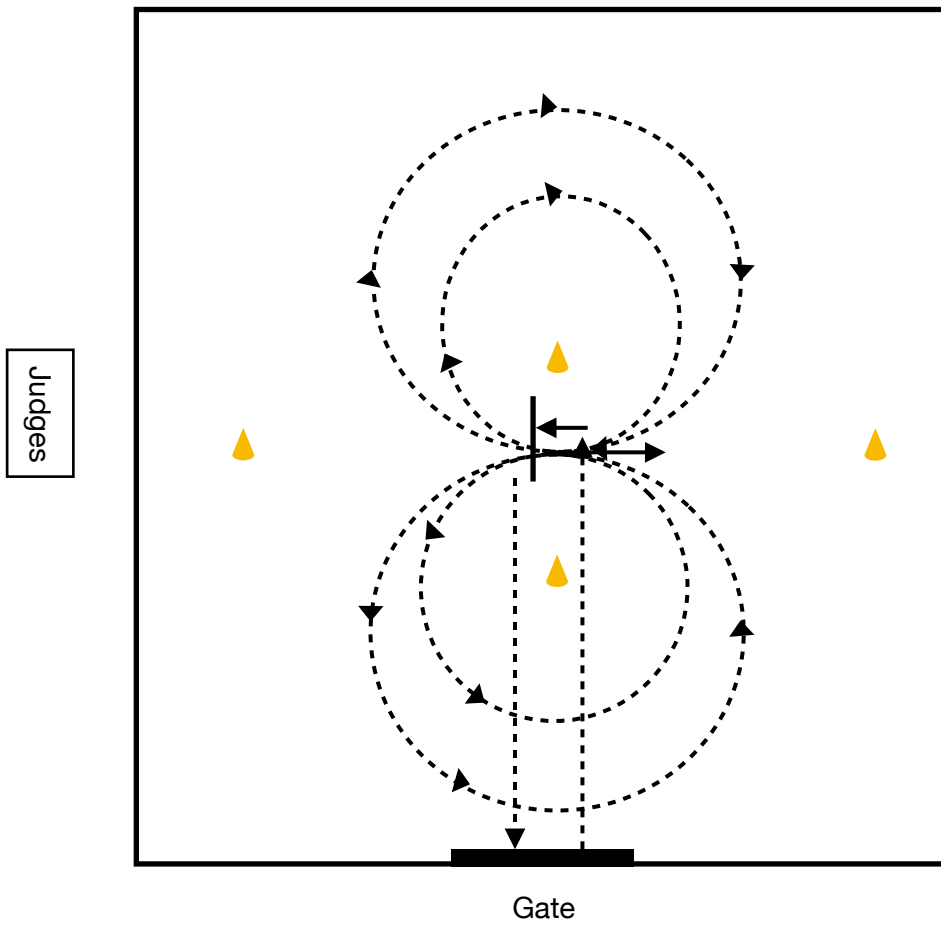
PATTERN: 2

1. Trot to center with horse traveling at right shoulder.
2. Turn left to face judges.
3. Stop at center.
4. Back 4 steps.
5. Trot 1 small circle to the right with horse traveling at right shoulder.
6. Change direction at center
7. Trot 1 small circle to the left with horse traveling at right shoulder.
8. Trot horse 1 small circle around handler to the left.
9. Trot horse 1 large circle around handler to the left.
10. Stop at center.
11. Move to horse's right side.
12. Trot a figure 8 with horse traveling at left shoulder.
13. Trot horse 1 small circle around handler to the right.
14. Trot horse 1 large circle around handler to the right.
15. Stop at center.

Exit arena

INTERNATIONAL LIBERTY HORSE ASSOCIATION

CLASS: Lead Line
LEVEL: Intermediate
PATTERN: 2



INTERNATIONAL LIBERTY HORSE ASSOCIATION

CLASS: Lead Line

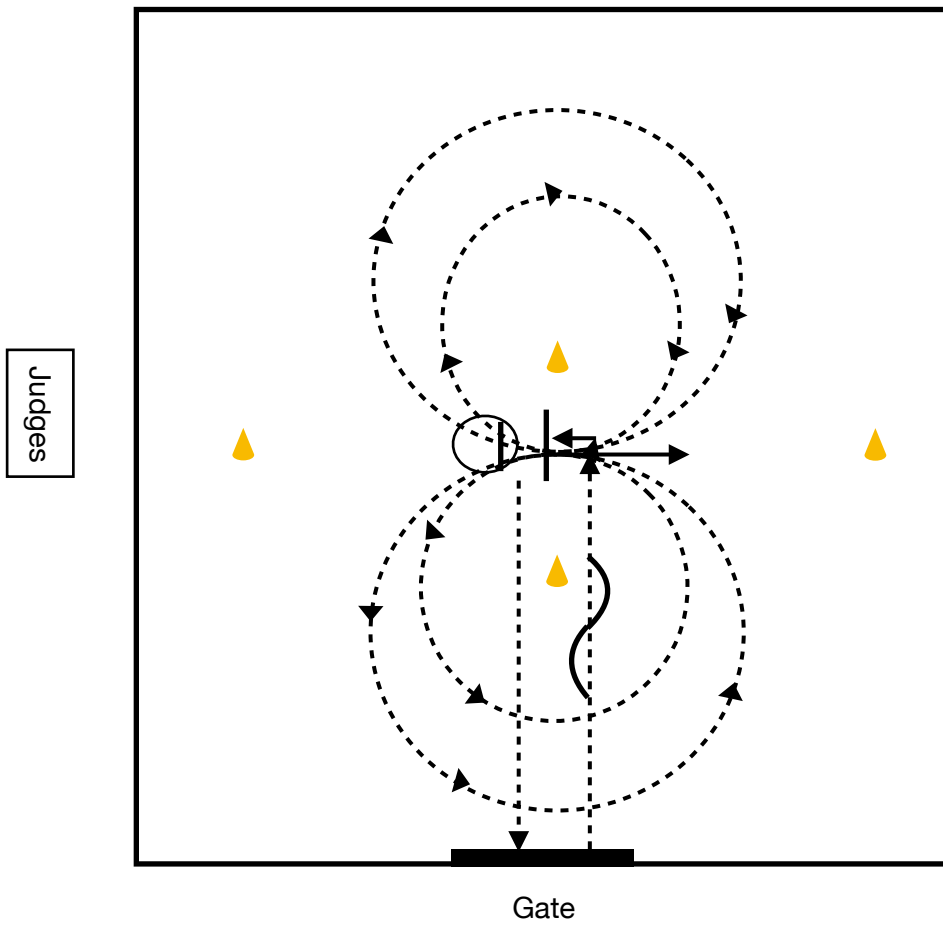
LEVEL: Intermediate

PATTERN: 3

1. Trot to center with horse traveling at right shoulder.
2. Switch horse from right shoulder, to left shoulder, to right shoulder while trotting.
3. Turn left to face judges.
4. Stop at center.
5. Trot horse 2 small circles around handler to the left
6. Trot horse 1 large circle around handler to the left.
7. Stop at center.
8. Demonstrate a stop cue and walk 1 ½ circles around horse, either direction.
9. Trot horse 2 small circles around handler to the right.
10. Trot horse 1 large circle around handler to the right.
11. Stop at center.
12. Trot 1 large circle to the right with horse traveling at right shoulder.
13. Change direction at center.
14. Trot 1 large circle to the left with horse traveling at right shoulder.
15. Stop at center.
Exit arena.

INTERNATIONAL LIBERTY HORSE ASSOCIATION

CLASS: Lead Line
LEVEL: Intermediate
PATTERN: 3



INTERNATIONAL LIBERTY HORSE ASSOCIATION

LEGEND FOR PATTERNS

