

INTERNATIONAL LIBERTY HORSE ASSOCIATION

CLASS: Liberty from a Ridden Horse

LEVEL: Novice

PATTERN: 1

1. Walk to center with Liberty horse traveling on the right side of the ridden horse.
2. Turn left to face judges.
3. Stop at center.
4. Walk 1 small circle to the right with Liberty horse traveling on the right side of the ridden horse.
5. Trot 2 small circles to the right with Liberty horse traveling on the right side of the ridden horse.
6. Trot 1 large circle to the right with Liberty horse traveling on the right side of the ridden horse.
7. Stop at center.
8. Walk 1 small circle to the left with Liberty horse traveling on the right side of the ridden horse.
9. Trot 2 small circles to the left with Liberty horse traveling on the right side of the ridden horse.
10. Trot 1 large circle to the left with Liberty horse traveling on the right side of the ridden horse.
11. Stop at center.
12. Back both ridden and Liberty horse 4 steps together.

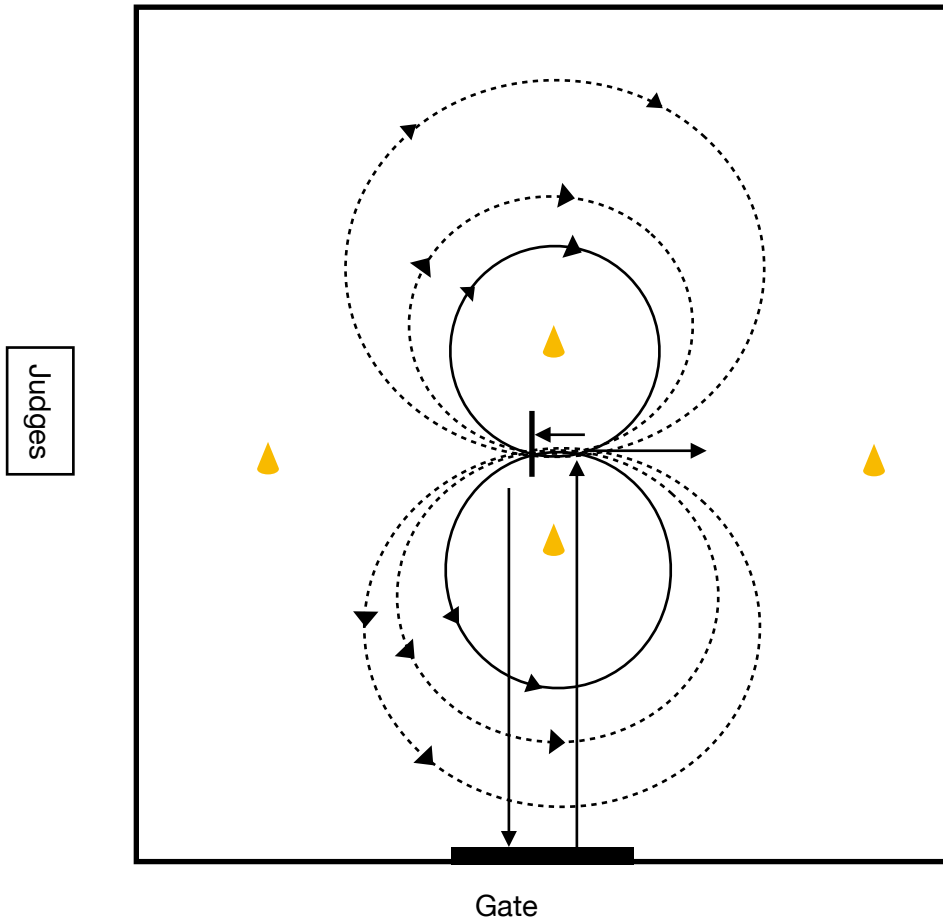
Exit arena

INTERNATIONAL LIBERTY HORSE ASSOCIATION

CLASS: Liberty from a Ridden Horse







LEVEL: Novice

PATTERN: 1



INTERNATIONAL LIBERTY HORSE ASSOCIATION

LEGEND FOR PATTERNS

	Walk
	Trot
	Canter
	Liberty horse traveling away from ridden horse
LD	Lay Down
LC	Lead Change
	Stop
	Direction of Movement