

INTERNATIONAL LIBERTY HORSE ASSOCIATION

CLASS: Liberty from a Ridden Horse

LEVEL: Intermediate

PATTERN: 1

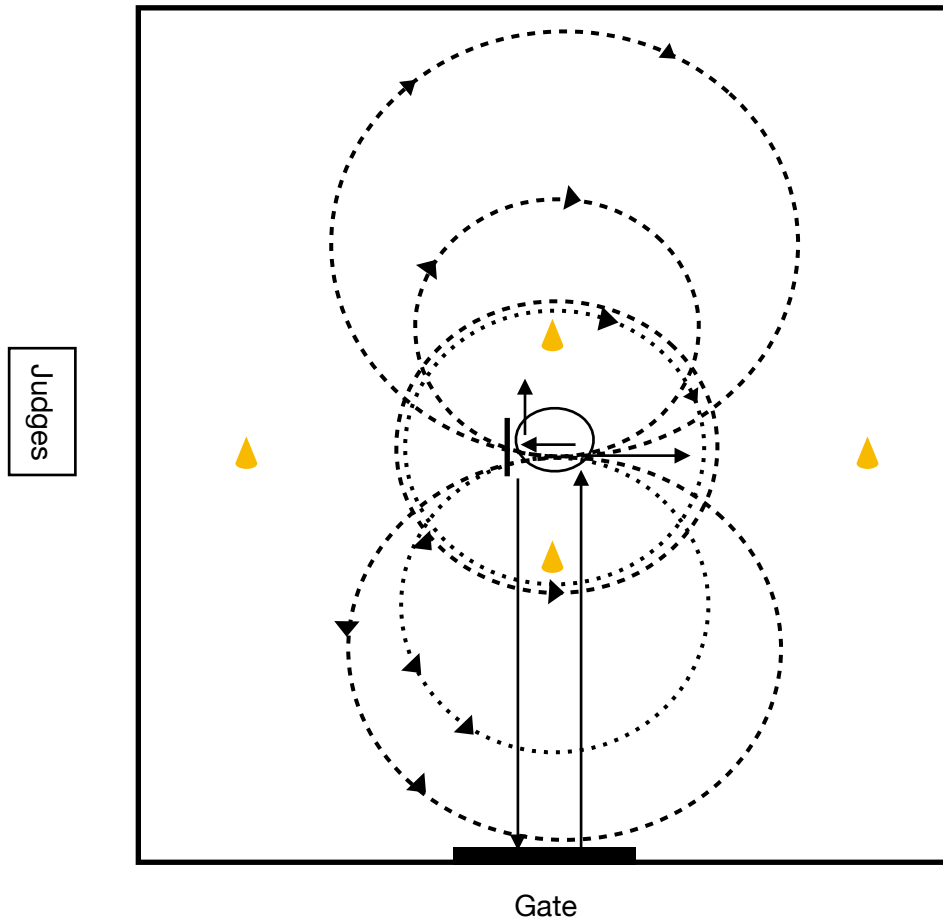
1. Walk to center with Liberty horse traveling on the right side of the ridden horse.
2. Turn left to face judges.
3. Stop at center.
4. Trot 2 small circles to the left with Liberty horse traveling on the right side of the ridden horse.
5. Trot 2 large circles to the left with Liberty horse traveling on the right side of the ridden horse.
6. At center, trot Liberty horse 2 circles around ridden horse to the left.
7. When Liberty horse returns to center, stop Liberty horse.
8. Side pass the ridden horse to the Liberty horse.
9. Trot 2 small circles to the right with Liberty horse traveling on the right side of the ridden horse.
10. Trot 2 large circles to the right with Liberty horse traveling on the right side of the ridden horse.
11. At center, trot Liberty horse 2 circles around ridden horse to the right.
12. When Liberty horse returns to center, stop Liberty horse.
Ride the ridden horse around to original position, with Liberty horse on the right.
13. Back both ridden and Liberty horse 4 steps together.
Exit arena

INTERNATIONAL LIBERTY HORSE ASSOCIATION

CLASS: Liberty from a Ridden Horse







LEVEL: Intermediate

PATTERN: 1



INTERNATIONAL LIBERTY HORSE ASSOCIATION

LEGEND FOR PATTERNS

	Walk
	Trot
	Canter
	Liberty horse traveling away from ridden horse
LD	Lay Down
LC	Lead Change
	Stop
	Direction of Movement