

# INTERNATIONAL LIBERTY HORSE ASSOCIATION

**CLASS:** Liberty from a Ridden Horse

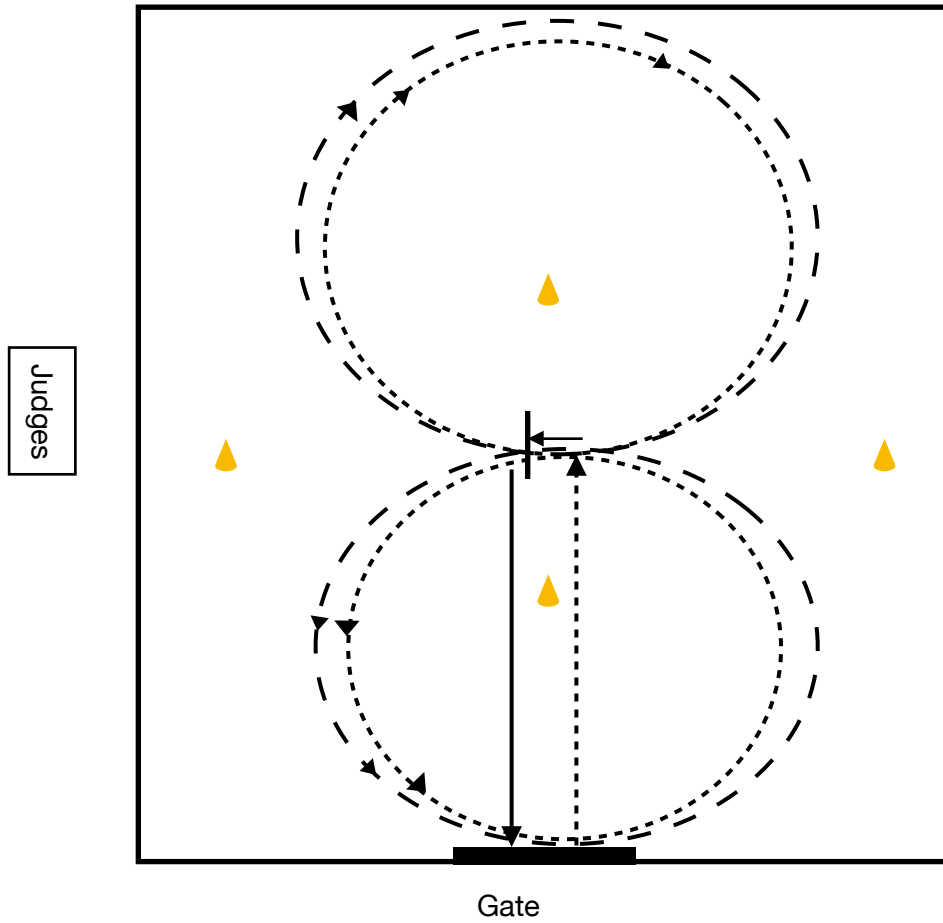
**LEVEL:** Distinguished

**PATTERN:** 1

1. Trot to center with Liberty horse traveling on the right side of the ridden horse.
  2. Turn left to face judges.
  3. Stop at center.
  4. Trot 2 large circles to the right with Liberty horse traveling on the right side of the ridden horse.
  5. Change direction at center, at a trot.
  6. Trot 2 large circles to the left with Liberty horse traveling on the right side of the ridden horse.
  7. At center, canter both horses.
  8. Canter 2 large circles to the left with Liberty horse traveling on the right side of the ridden horse.
  9. Stop at center.
  10. Demonstrate a stop cue and canter 1 large circle around Liberty horse, to the right.
  11. Stop at center, in original position with Liberty horse on the right.
  12. Canter 2 large circles to the right with Liberty horse traveling on the right side of the ridden horse.
  13. Stop at center.
- Exit arena







# INTERNATIONAL LIBERTY HORSE ASSOCIATION

**CLASS:** Liberty from a Ridden Horse  
**LEVEL:** Distinguished  
**PATTERN:** 1



# INTERNATIONAL LIBERTY HORSE ASSOCIATION

## LEGEND FOR PATTERNS

	Walk
	Trot
	Canter
	Liberty horse traveling away from ridden horse
LD	Lay Down
LC	Lead Change
	Stop
	Direction of Movement