

INTERNATIONAL LIBERTY HORSE ASSOCIATION

CLASS: Liberty from a Ridden Horse

LEVEL: Advanced

PATTERN: 1

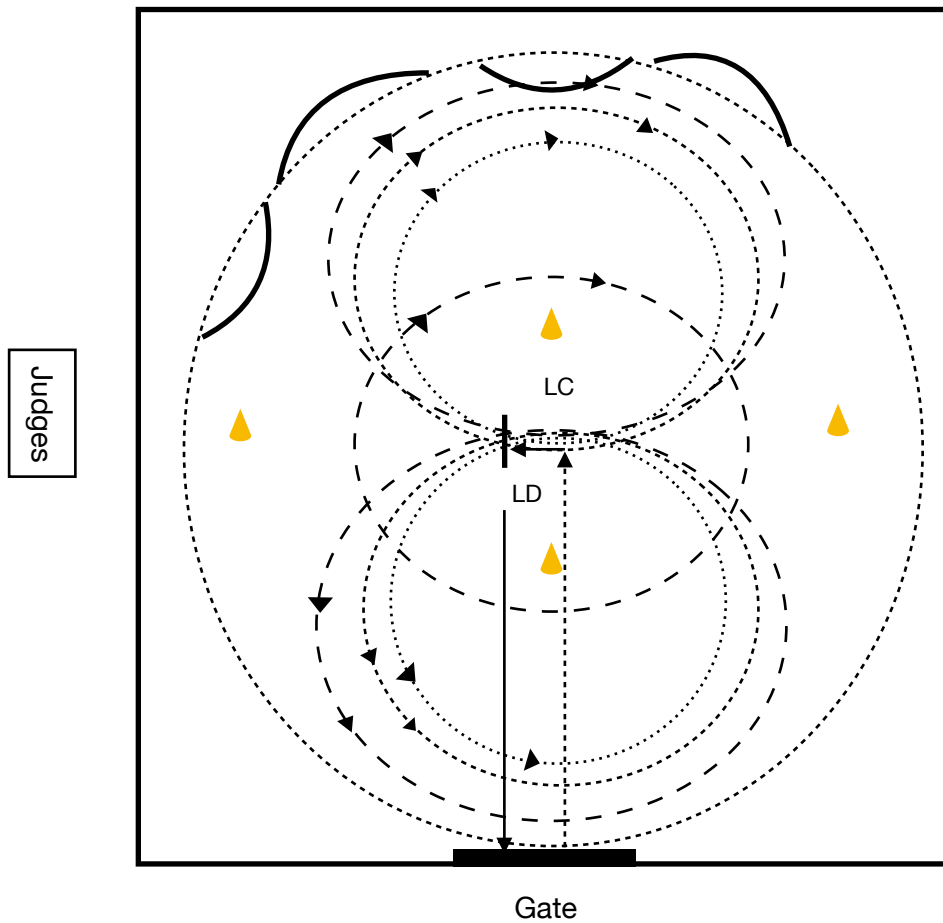
1. Trot to center with Liberty horse traveling on the right side of the ridden horse.
2. Turn left to face judges.
3. Stop at center.
4. Trot 1 small circle to the right with Liberty horse traveling on the right side of the ridden horse.
5. Trot 1 small circle to the left with Liberty horse traveling on the right side of the ridden horse.
6. At center, trot Liberty horse 2 circles around ridden horse to the left.
7. Change direction, of Liberty horse, at center.
8. Trot Liberty horse 2 circles around ridden horse to the right.
9. At center, stop Liberty horse.
10. Demonstrate a stop cue and canter 2 large circles around Liberty horse, to the right.
11. Ride ridden horse back to original position with Liberty horse on the right and stop.
12. Canter 1 large circle to the left with Liberty horse traveling on the right side of the ridden horse.
13. Change leads to the right lead at center.
14. Canter 1 large circle to the right with Liberty horse traveling on the right side of the ridden horse.
15. Stop at center.
16. Lay Liberty horse down, from the ridden horse.
17. Stand Liberty horse up.
18. Trot 1 time around perimeter of arena switching Liberty horse from traveling on the right side of the ridden horse, to traveling on the left side of the ridden horse, and back 4 times while on a circle.
19. Stop facing judges.
Exit arena.

INTERNATIONAL LIBERTY HORSE ASSOCIATION

CLASS: Liberty from a Ridden Horse







LEVEL: Advanced

PATTERN: 1



INTERNATIONAL LIBERTY HORSE ASSOCIATION

LEGEND FOR PATTERNS

	Walk
	Trot
	Canter
	Liberty horse traveling away from ridden horse
LD	Lay Down
LC	Lead Change
	Stop
	Direction of Movement