

# INTERNATIONAL LIBERTY HORSE ASSOCIATION

**CLASS:** Combined

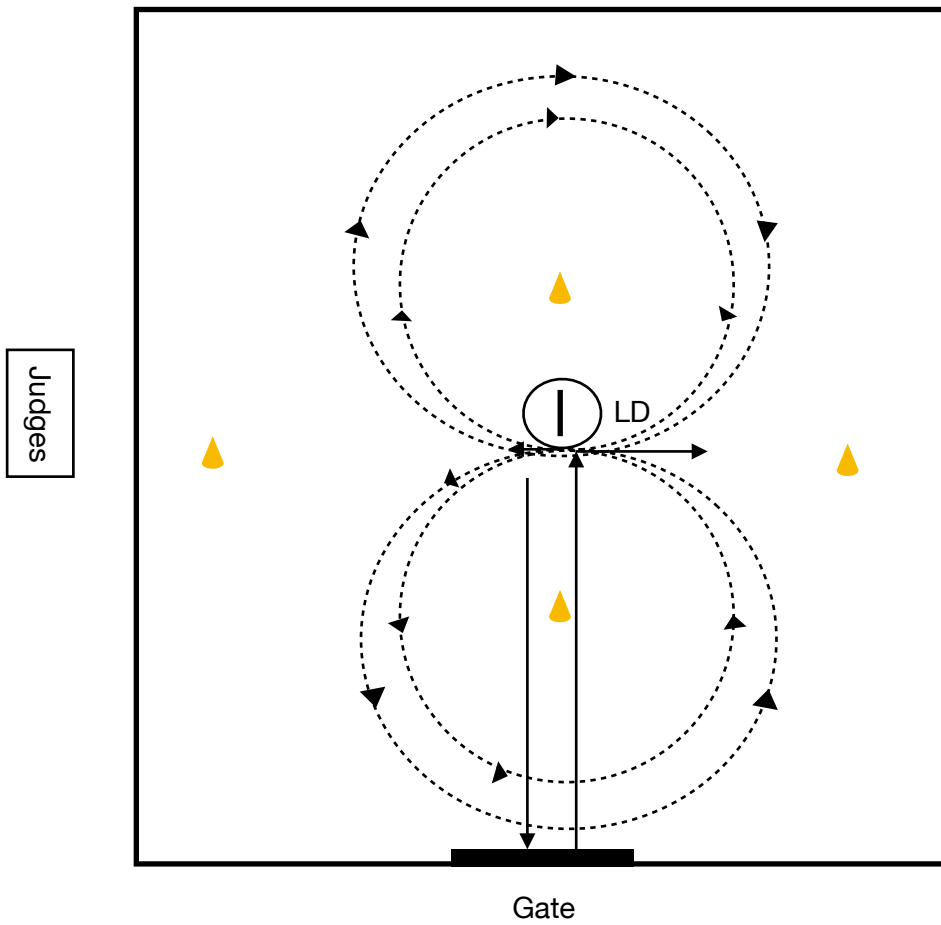
**LEVEL:** Novice

**PATTERN:** 1

1. Walk to center with horse traveling at right shoulder.
2. Turn left to face judges.
3. Stop at center.
4. Trot 1 circle to the left with horse traveling at right shoulder.
5. Change direction at center.
6. Trot 1 circle to the right with horse traveling at right shoulder.
7. Trot horse 2 circles around handler to the left.
8. Change direction at center.
9. Trot horse 2 circles around handler to the right.
10. Stop at center.
11. Demonstrate a stop cue and walk 1 circle around horse, either direction.
12. Lay horse down.
13. Mount (Can mount by jumping on for lesser degree of difficulty.)
14. Stand horse up.
15. Trot 1 large figure 8.
16. Stop at center.
17. Back 4 steps.  
Exit arena.





# INTERNATIONAL LIBERTY HORSE ASSOCIATION

**CLASS:** Combined  
**LEVEL:** Novice  
**PATTERN:** 1



# INTERNATIONAL LIBERTY HORSE ASSOCIATION

## LEGEND FOR PATTERNS

	Walk
	Trot
	Canter
LD	Lay Down
	Stop
	Direction of Movement