

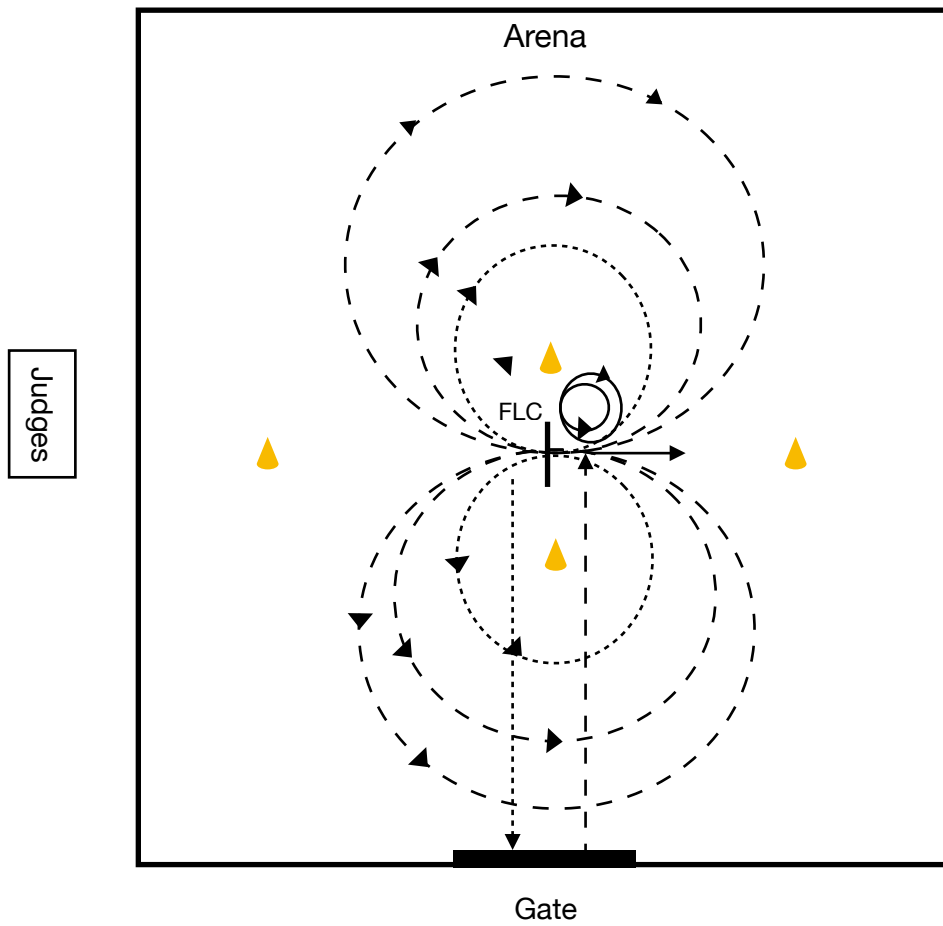
INTERNATIONAL LIBERTY HORSE ASSOCIATION

CLASS: Bridleless
LEVEL: Advanced
PATTERN: 1

1. Canter to center.
2. Stop.
3. Back 6 steps.
4. Complete 2 pivots to the right.
5. Complete 2 ¼ pivots to the left.
6. Walk towards judges.
7. Stop at center.
8. Canter 1 small, slow circle to the right.
9. Canter 1 large, fast circle to the right.
10. Flying lead change at center.
11. Canter 1 large, fast circle to the left.
12. Canter 1 small, slow circle to the left.
13. Flying lead change at center.
14. Canter 1 small, slow circle to the right.
15. Trot 1 circle to the right.
16. Leg yield at a trot to the left.
17. Leg yield at a trot to the right.
18. Trot 1 circle to the left.
19. Stop at center.
Exit arena.

INTERNATIONAL LIBERTY HORSE ASSOCIATION

CLASS: Bridleless
LEVEL: Advanced
PATTERN: 1



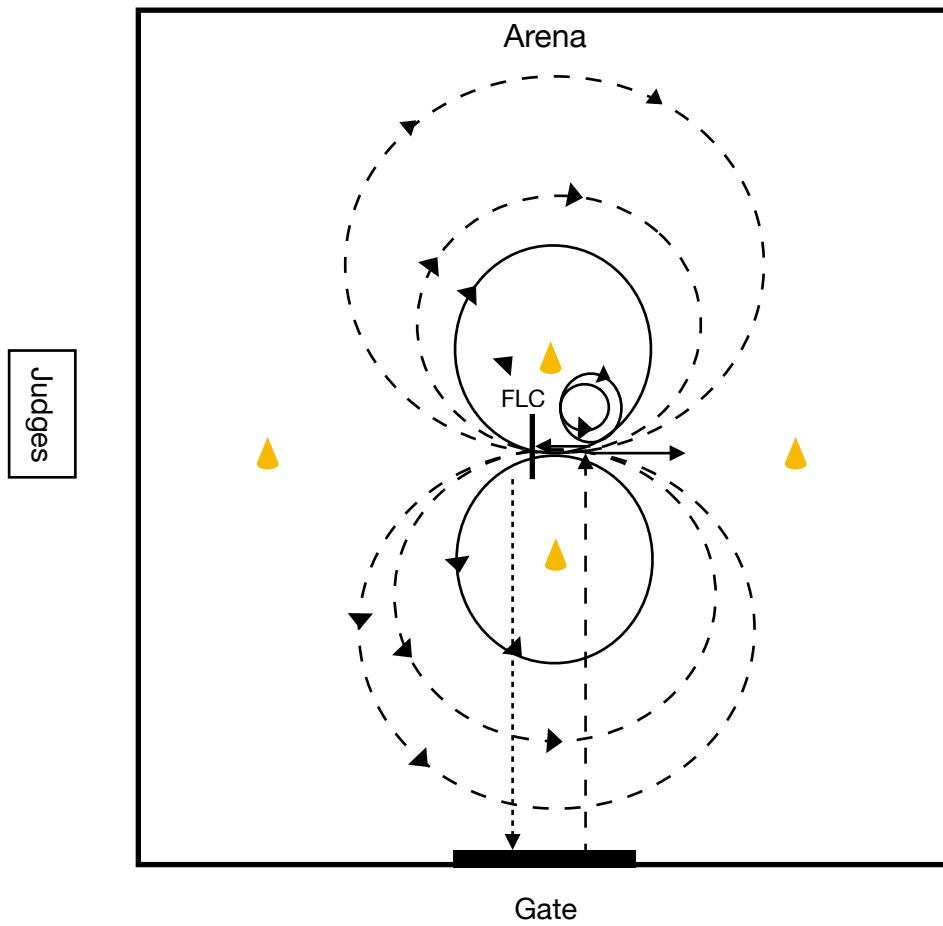
INTERNATIONAL LIBERTY HORSE ASSOCIATION

CLASS: Bridleless
LEVEL: Advanced
PATTERN: 2

1. Canter to center.
 2. At center, trot.
 3. Turn left to face judges.
 4. Stop at center.
 5. Back 6 steps
 6. Canter 1 small, slow circle to the left.
 7. Canter 1 large, fast circle to the left.
 8. Flying lead change at center.
 9. Canter 1 small, slow circle to the right.
 10. Canter 1 large, fast circle to the right.
 11. Flying lead change at center.
 12. Canter 1 small, slow circle to the left.
 13. Walk 1 small circle to the left.
 14. Change direction at center.
 15. Walk 1 small circle to the right.
 16. Stop at center.
 17. Complete 2 pivots to the right.
 18. Complete 2 pivots to the left.
 19. Leg yield at a trot to the right.
 20. Leg yield at a trot to the left.
- Exit arena.






INTERNATIONAL LIBERTY HORSE ASSOCIATION

CLASS: Bridleless
LEVEL: Advanced
PATTERN: 2



INTERNATIONAL LIBERTY HORSE ASSOCIATION

LEGEND FOR PATTERNS

	Walk
	Trot
	Canter
FLC	Flying Lead Change
	Stop
	Direction of Movement